

City of Poquoson Citizen's Survey 2017 Response Summary (N=1,303)

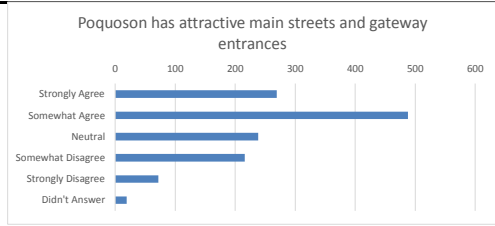
For the following questions, please circle the number that best reflects your level of agreement with the following statements. If you are undecided or not sure, please leave the question blank

Development Aesthetics

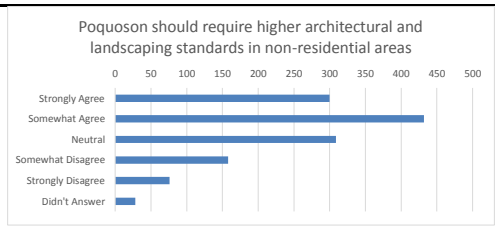
	Strongly Agree	Somewhat Agree	Neutral	Somewhat Disagree	Strongly Disagree	Didn't Answer
1. Poquoson's current commercial buildings are of a quality standard appropriate for our City's image.	250 19%	503 39%	238 18%	239 18%	46 4%	24 2%



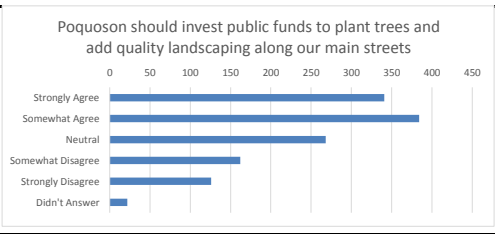
	Strongly Agree	Somewhat Agree	Neutral	Somewhat Disagree	Strongly Disagree	Didn't Answer
2. Poquoson has attractive main streets and gateway entrances.	269 21%	488 37%	238 18%	216 17%	72 6%	19 1%



	Strongly Agree	Somewhat Agree	Neutral	Somewhat Disagree	Strongly Disagree	Didn't Answer
3. Poquoson should require higher architectural and landscaping standards in non-residential areas.	300 23%	432 33%	309 24%	158 12%	76 6%	28 2%

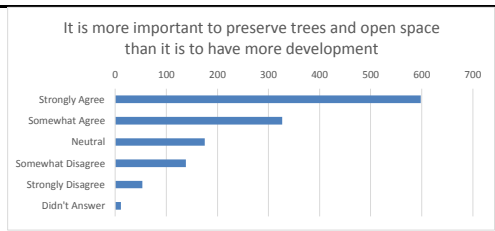


	Strongly Agree	Somewhat Agree	Neutral	Somewhat Disagree	Strongly Disagree	Didn't Answer
4. Poquoson should invest public funds to plant trees and add quality landscaping along our main streets.	341 26%	384 29%	268 21%	162 12%	126 10%	22 2%

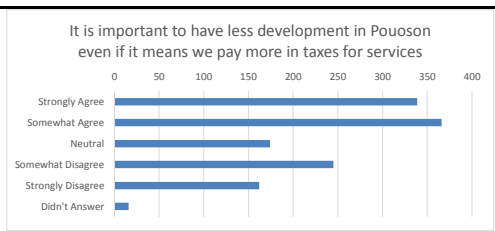


Smart Growth

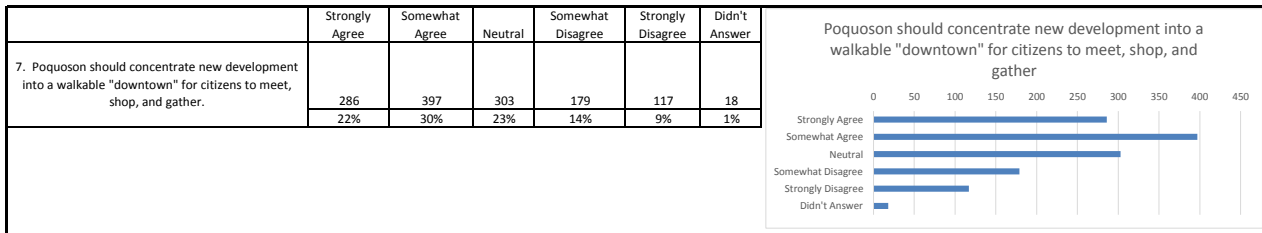
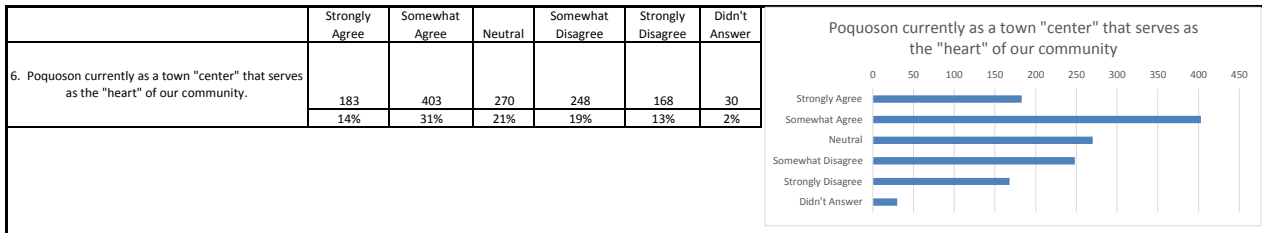
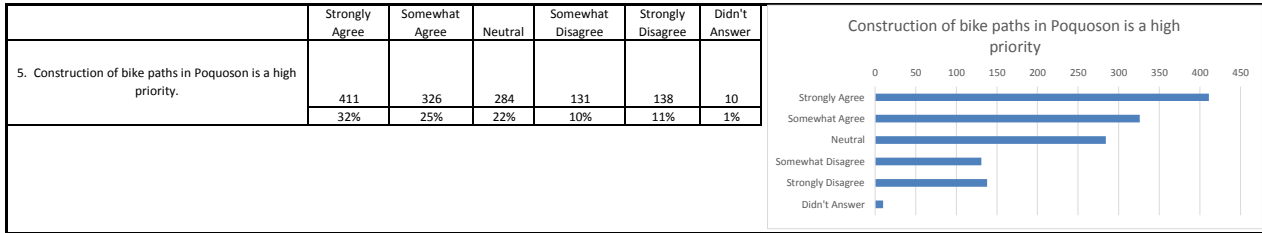
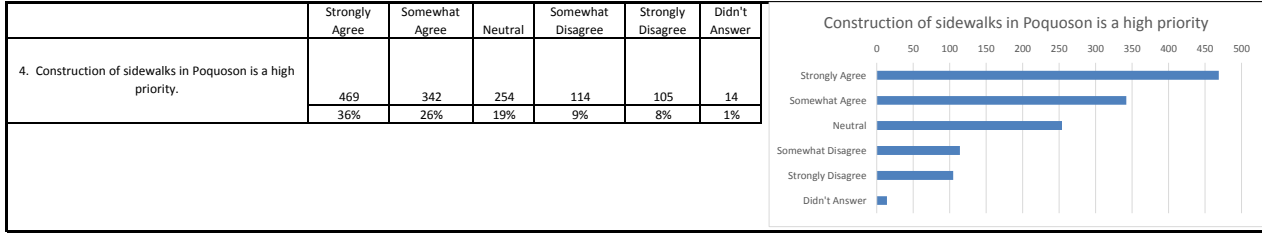
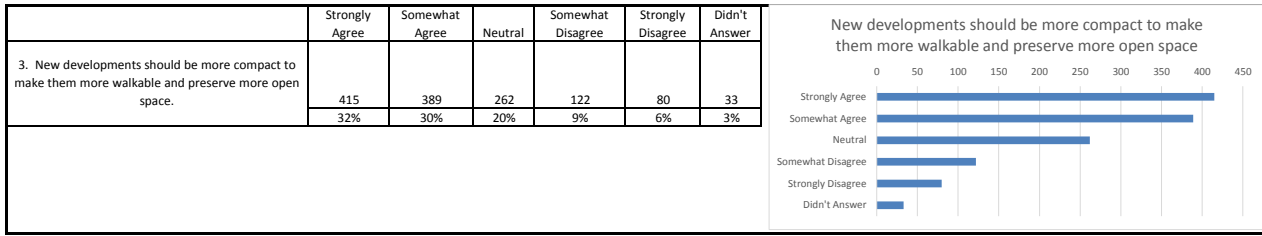
	Strongly Agree	Somewhat Agree	Neutral	Somewhat Disagree	Strongly Disagree	Didn't Answer
1. It is more important to preserve trees and open space than it is to have more development.	598 46%	327 25%	175 13%	138 11%	53 4%	11 1%



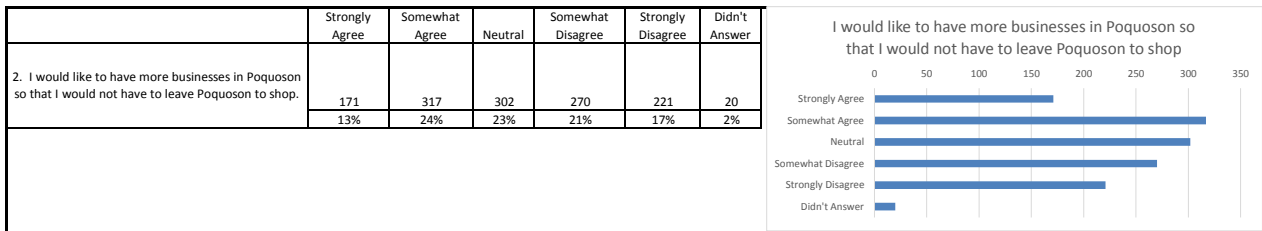
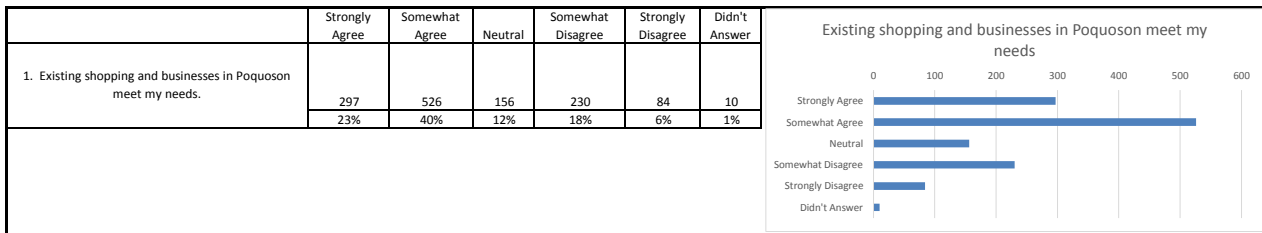
	Strongly Agree	Somewhat Agree	Neutral	Somewhat Disagree	Strongly Disagree	Didn't Answer
2. It is important to have less development in Poquoson even if it means we pay more in taxes for services.	339 26%	366 28%	174 13%	245 19%	162 12%	16 1%



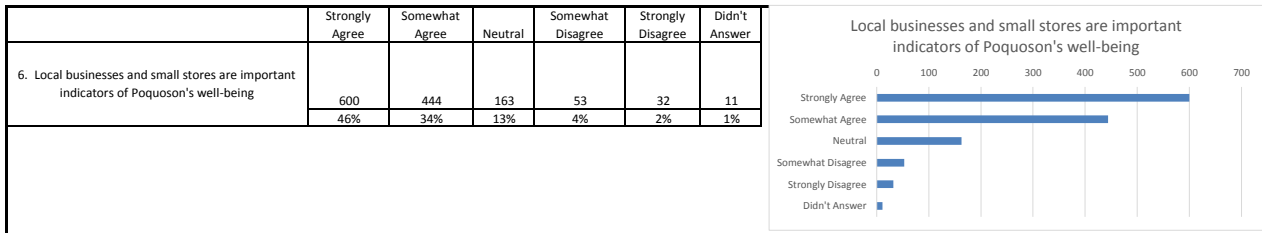

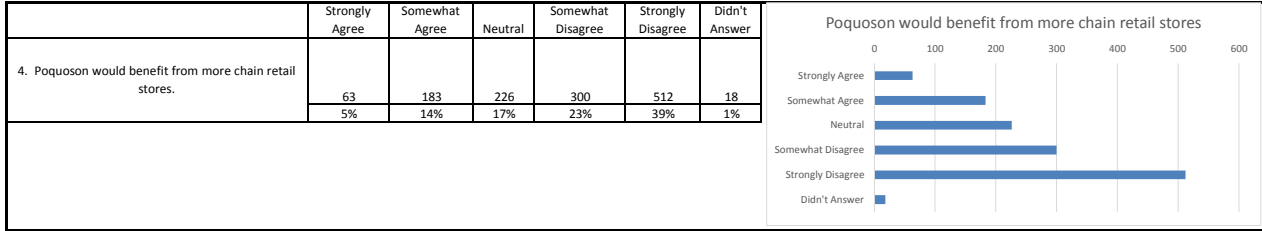
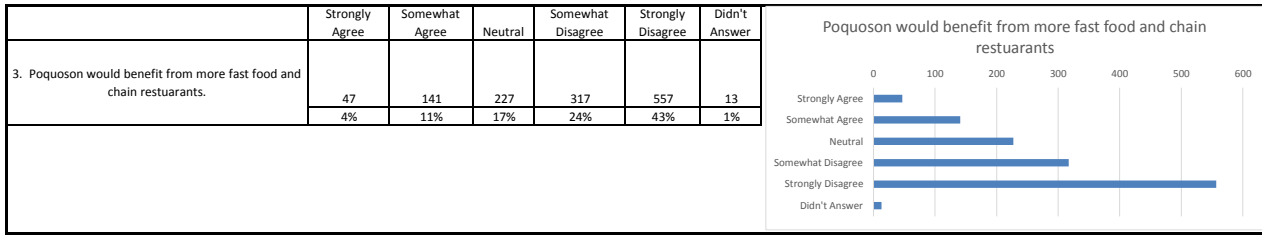
City of Poquoson Citizen's Survey 2017 Response Summary (N=1,303)



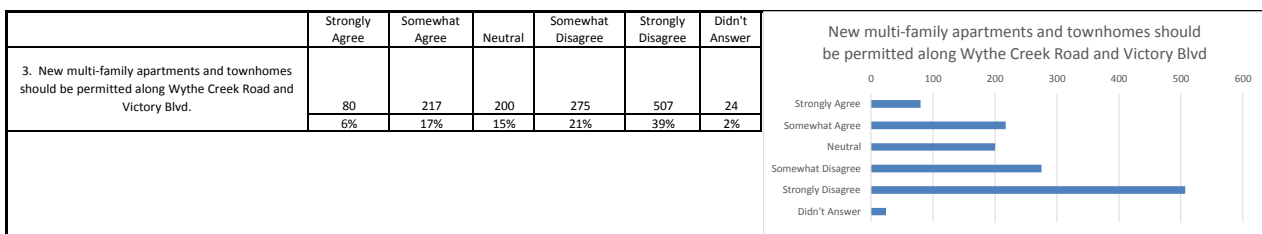


Shopping and Business



City of Poquoson Citizen's Survey 2017 Response Summary (N=1,303)

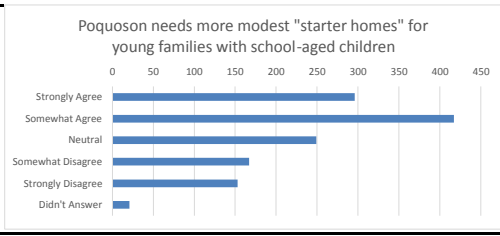


Housing and Residential Development

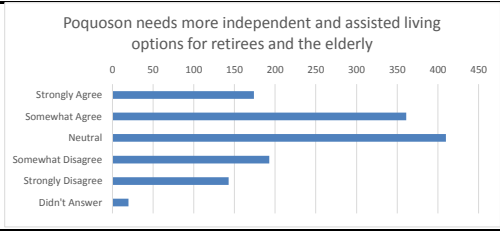


City of Poquoson Citizen's Survey 2017 Response Summary (N=1,303)

	Strongly Agree	Somewhat Agree	Neutral	Somewhat Disagree	Strongly Disagree	Didn't Answer
4. Poquoson needs more modest "starter homes" for young families with school-aged children.	296	417	249	167	153	21
	23%	32%	19%	13%	12%	2%

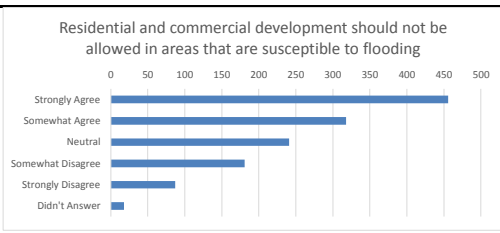


	Strongly Agree	Somewhat Agree	Neutral	Somewhat Disagree	Strongly Disagree	Didn't Answer
5. Poquoson needs more independent and assisted living options for retirees and the elderly.	174	361	410	193	143	20
	13%	28%	31%	15%	11%	2%

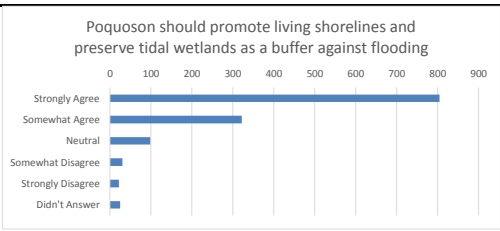


Storm Flooding and Sea Level Rise

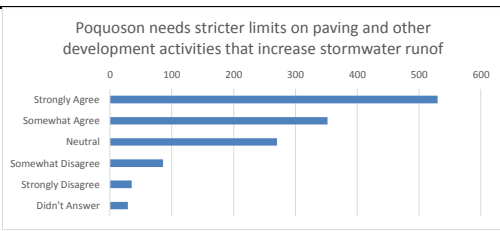
	Strongly Agree	Somewhat Agree	Neutral	Somewhat Disagree	Strongly Disagree	Didn't Answer
1. Residential and commercial development should not be allowed in areas that are susceptible to flooding.	456	318	241	181	87	18
	35%	24%	18%	14%	7%	1%



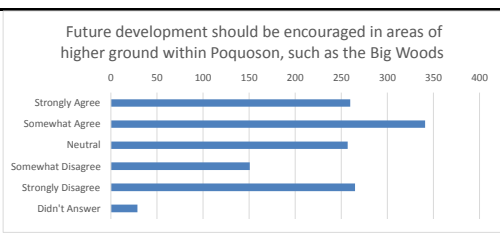
	Strongly Agree	Somewhat Agree	Neutral	Somewhat Disagree	Strongly Disagree	Didn't Answer
2. Poquoson should promote living shorelines and preserve tidal wetlands as a buffer against flooding.	805	322	98	30	22	25
	62%	25%	8%	2%	2%	2%



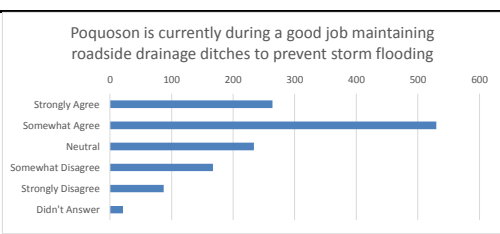
	Strongly Agree	Somewhat Agree	Neutral	Somewhat Disagree	Strongly Disagree	Didn't Answer
3. Poquoson needs stricter limits on paving and other development activities that increase stormwater runoff.	530	352	270	86	35	29
	41%	27%	21%	7%	3%	2%



	Strongly Agree	Somewhat Agree	Neutral	Somewhat Disagree	Strongly Disagree	Didn't Answer
4. Future development should be encouraged in areas of higher ground within Poquoson, such as the Big Woods.	260	341	257	151	265	29
	20%	26%	20%	12%	20%	2%




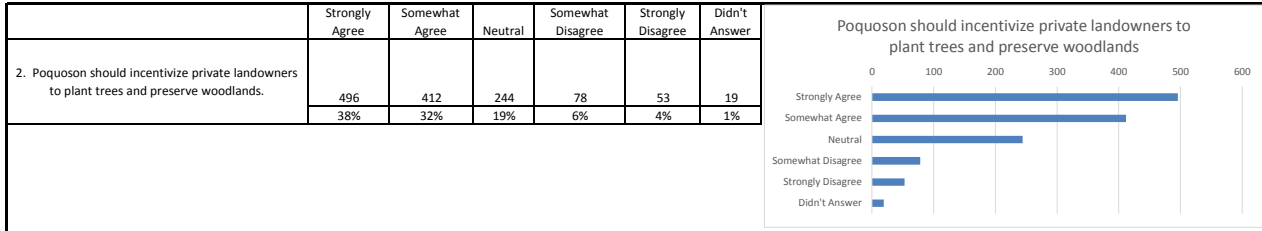
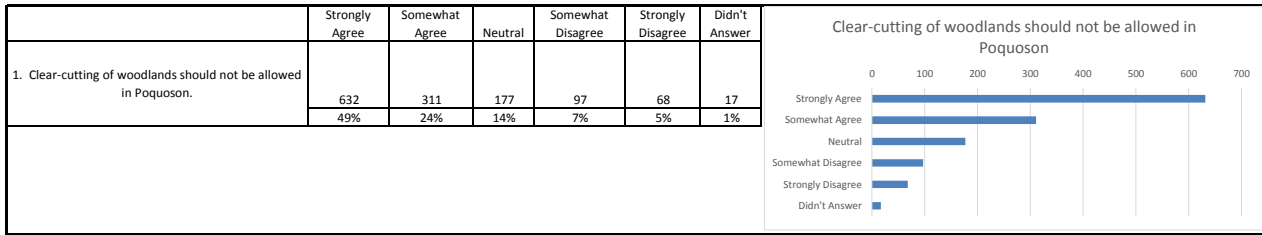


	Strongly Agree	Somewhat Agree	Neutral	Somewhat Disagree	Strongly Disagree	Didn't Answer
5. Poquoson is currently doing a good job maintaining roadside drainage ditches to prevent storm flooding.	264	530	234	167	87	21
	20%	41%	18%	13%	7%	2%



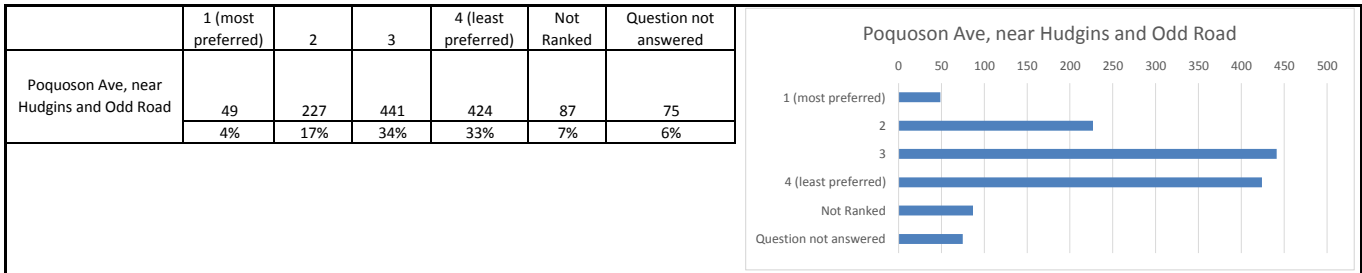
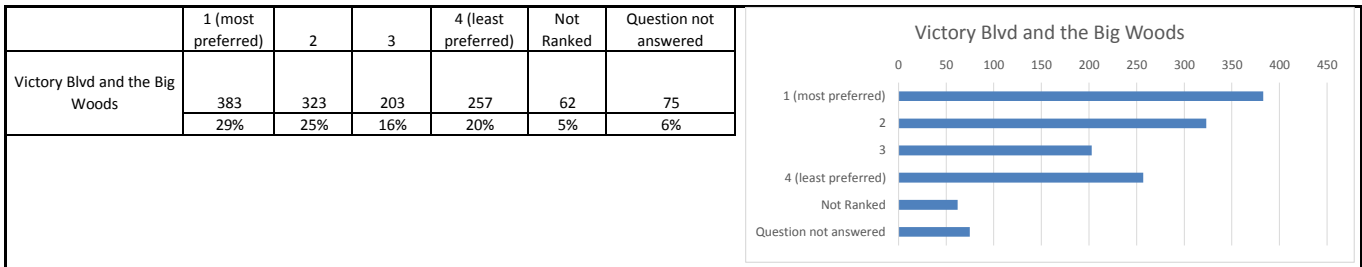
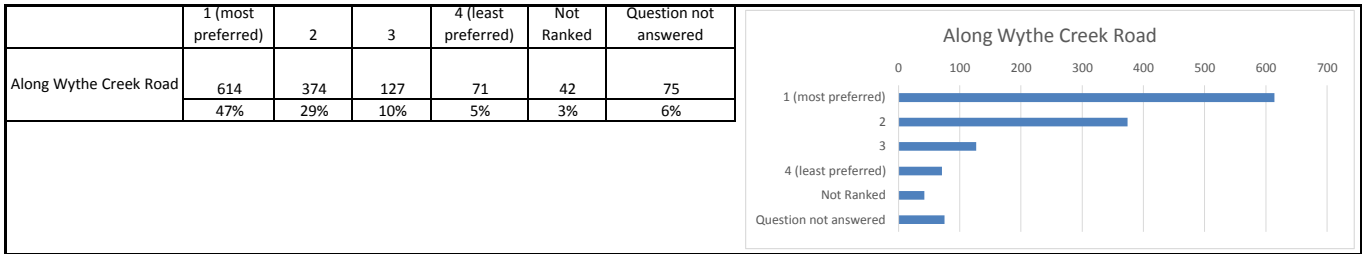
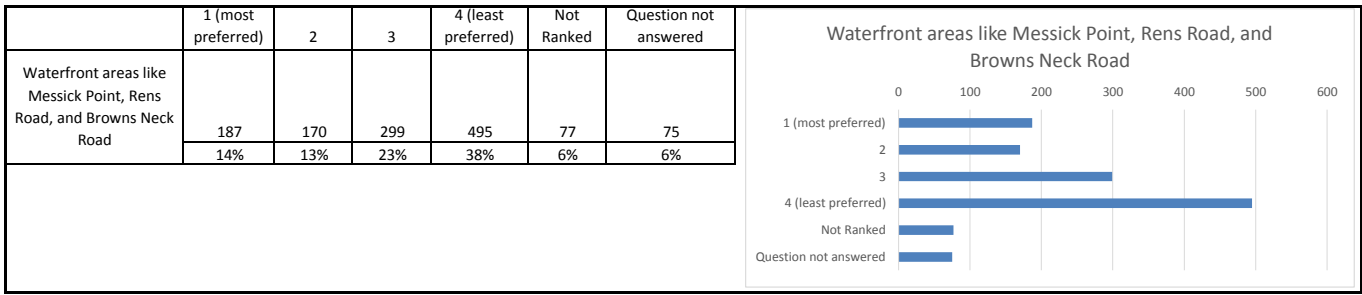
City of Poquoson Citizen's Survey 2017 Response Summary (N=1,303)

Conservation and the Environment



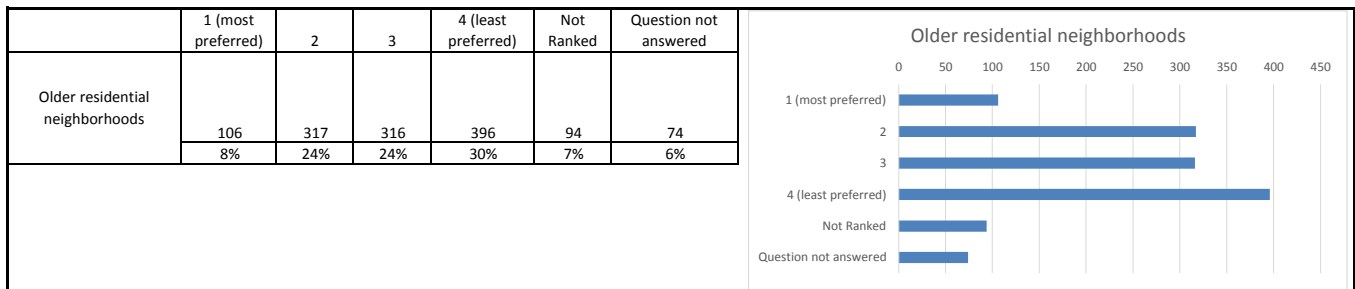
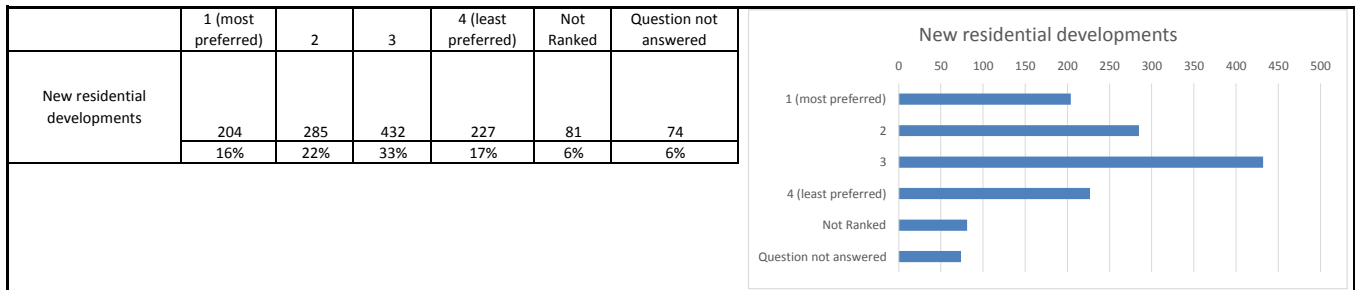
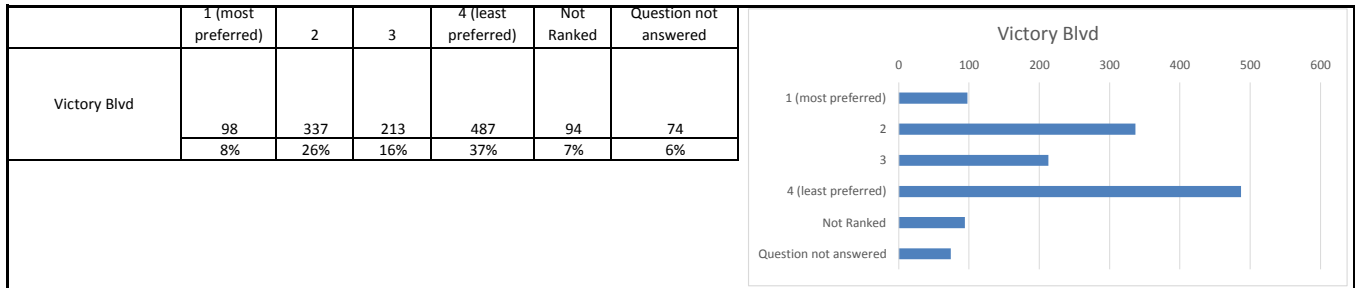
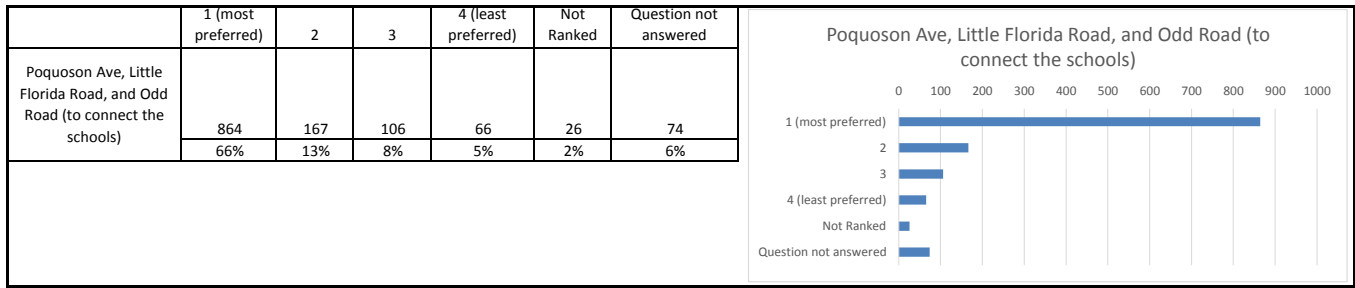
City of Poquoson Citizen's Survey 2017 Response Summary (N=1,303)

Which one of the following commercially zoned areas in Poquoson would be the best location for small shops, stores, and restaurants?
(Ranked 1 through 4, where 1 is MOST preferred and 4 is LEAST preferred)



City of Poquoson Citizen's Survey 2017 Response Summary (N=1,303)

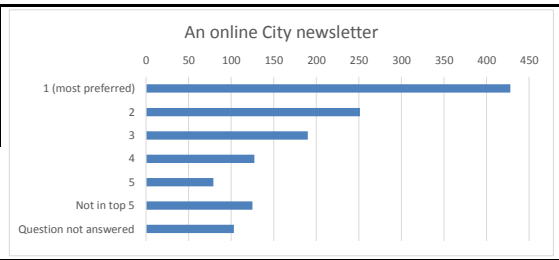
Where should new sidewalks be built in Poquoson?
(Ranked 1 through 4, where 1 is MOST preferred and 4 is LEAST preferred)



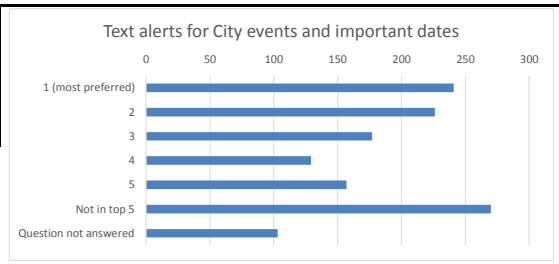
City of Poquoson Citizen's Survey 2017 Response Summary (N=1,303)

Please rank the following communication strategies the City of Poquoson could use to strengthen its ties with city residents.
(Ranked 1 through 5, where 1 is MOST preferred strategy)

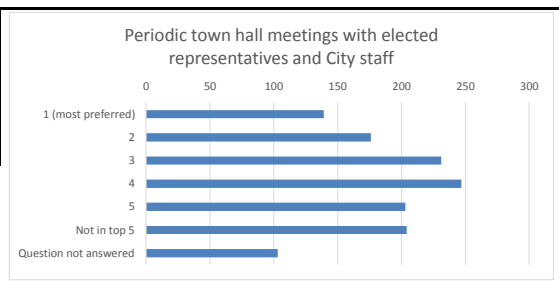
	1 (most preferred)	2	3	4	5	Not in top 5	Question not answered
An online City newsletter	428	251	190	127	79	125	103
	33%	19%	15%	10%	6%	10%	8%



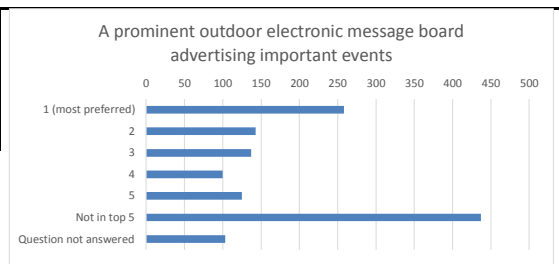
	1 (most preferred)	2	3	4	5	Not in top 5	Question not answered
Text alerts for City events and important dates	241	226	177	129	157	270	103
	18%	17%	14%	10%	12%	21%	8%



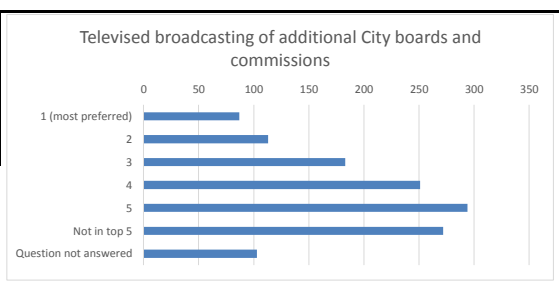
	1 (most preferred)	2	3	4	5	Not in top 5	Question not answered
Periodic town hall meetings with elected representatives and City staff	139	176	231	247	203	204	103
	11%	14%	18%	19%	16%	16%	8%



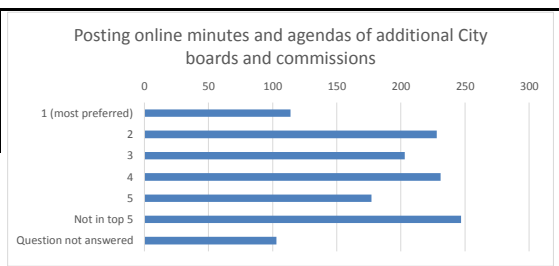
	1 (most preferred)	2	3	4	5	Not in top 5	Question not answered
A prominent outdoor electronic message board advertising important events	258	143	137	100	125	437	103
	20%	11%	11%	8%	10%	34%	8%



	1 (most preferred)	2	3	4	5	Not in top 5	Question not answered
Televised broadcasting of additional City boards and commissions	87	113	183	251	294	272	103
	7%	9%	14%	19%	23%	21%	8%

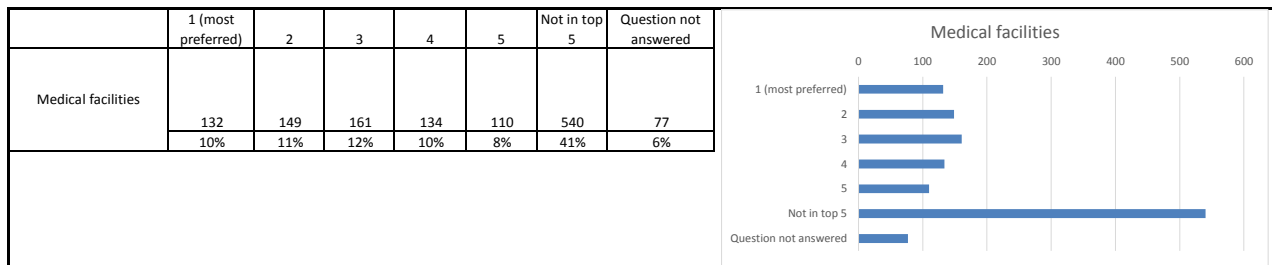
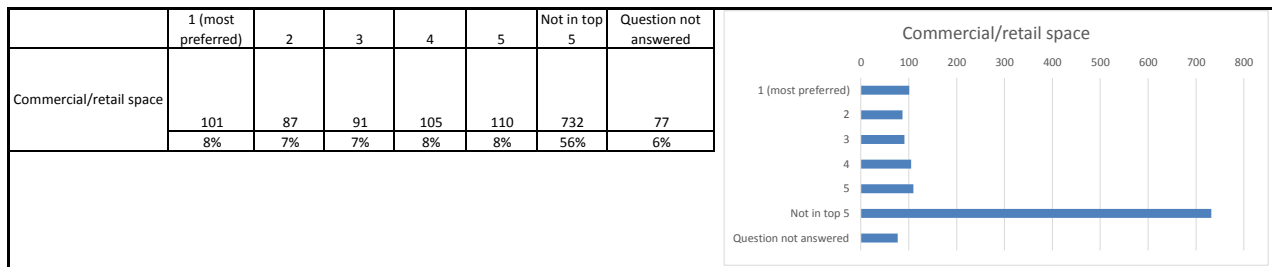
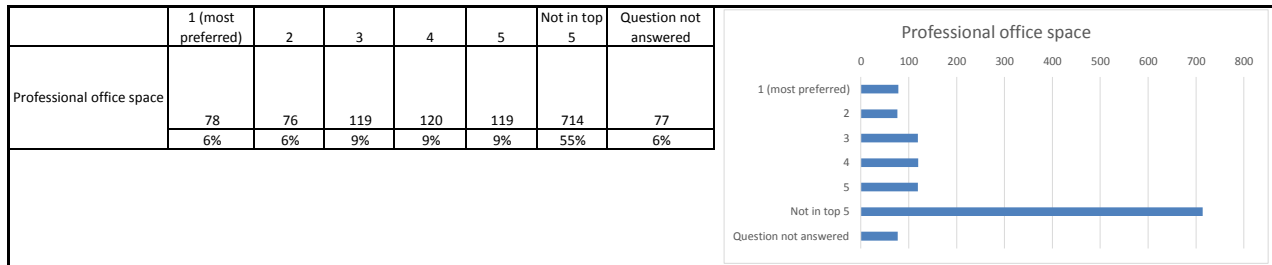
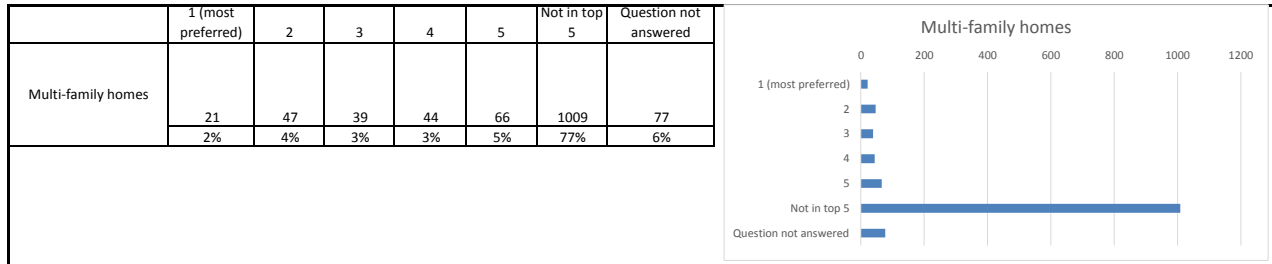
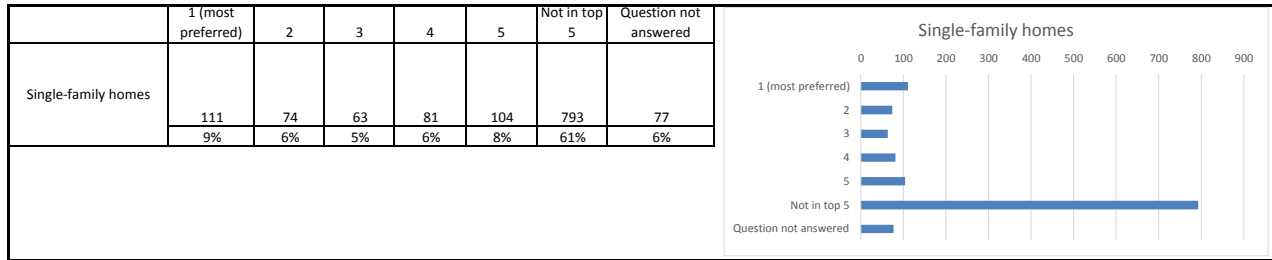


	1 (most preferred)	2	3	4	5	Not in top 5	Question not answered
Posting online minutes and agendas of additional City boards and commissions	114	228	203	231	177	247	103
	9%	17%	16%	18%	14%	19%	8%

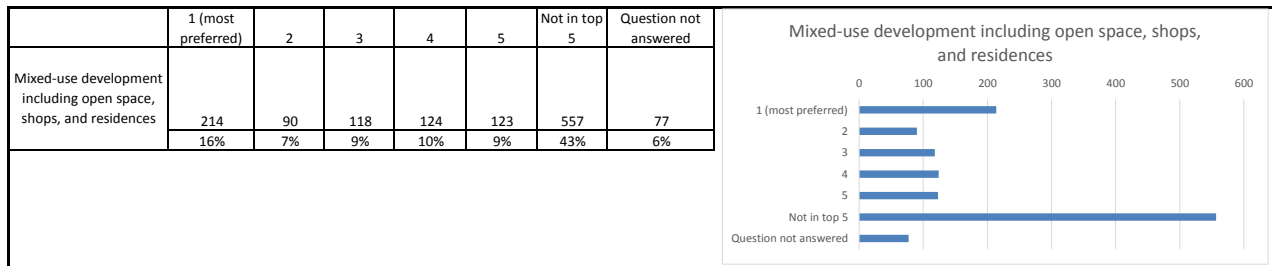
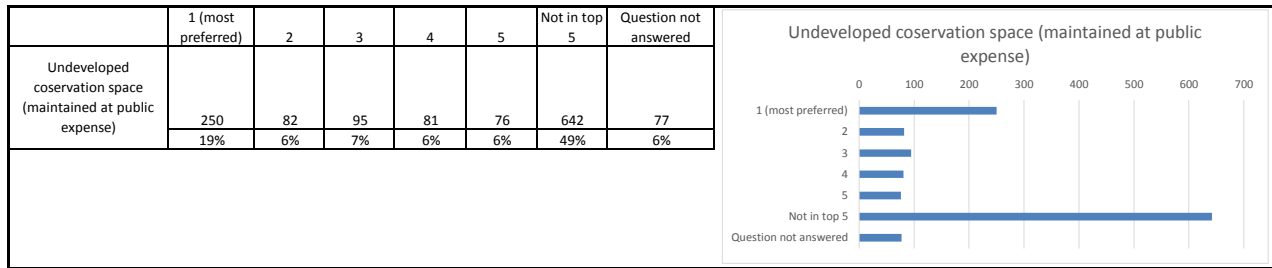
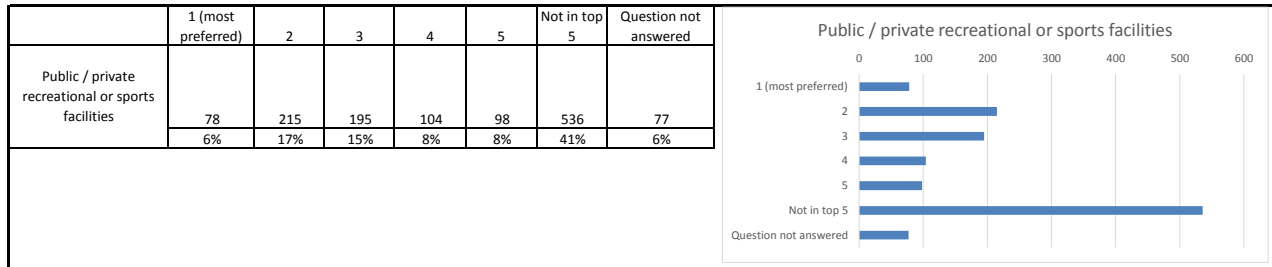
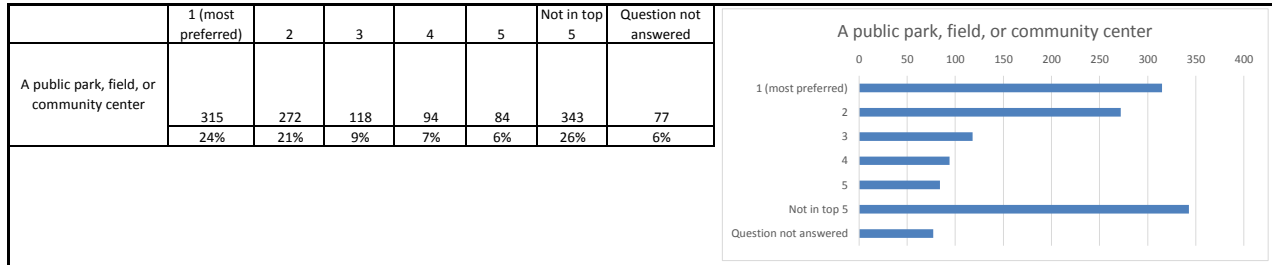
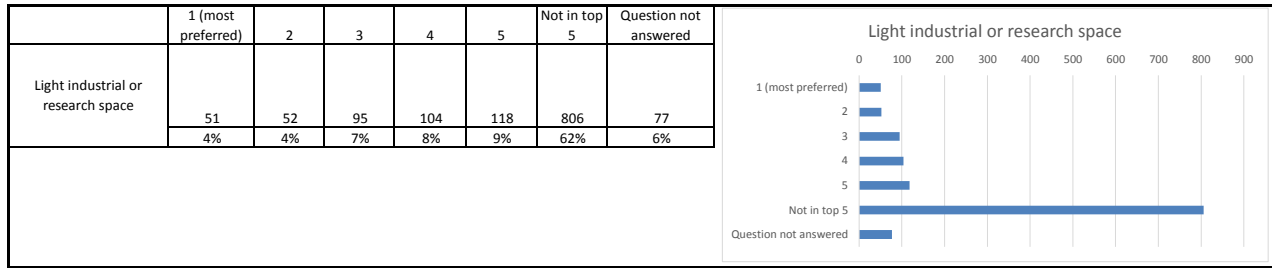


City of Poquoson Citizen's Survey 2017 Response Summary (N=1,303)

From the following list, please number up to five types of land use which you feel would be most appropriate for the Big Woods area of Poquoson
(Ranked 1 through 5, where 1 is the land use you would MOST like to see)

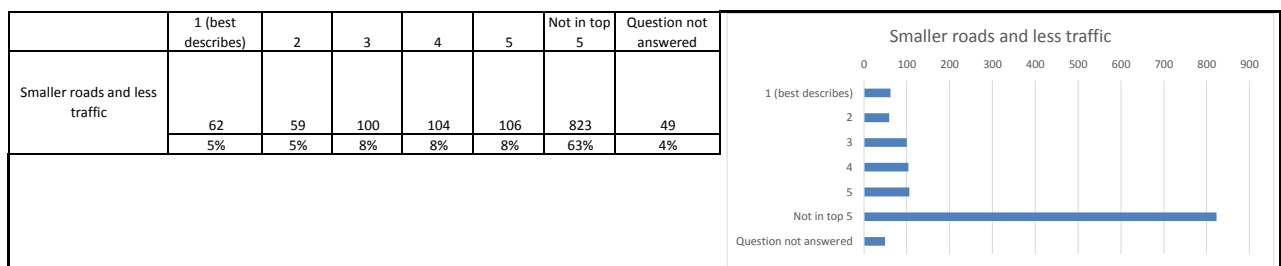
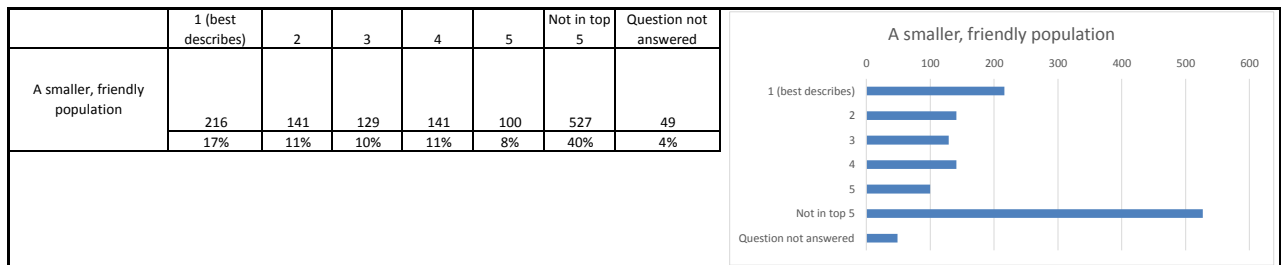
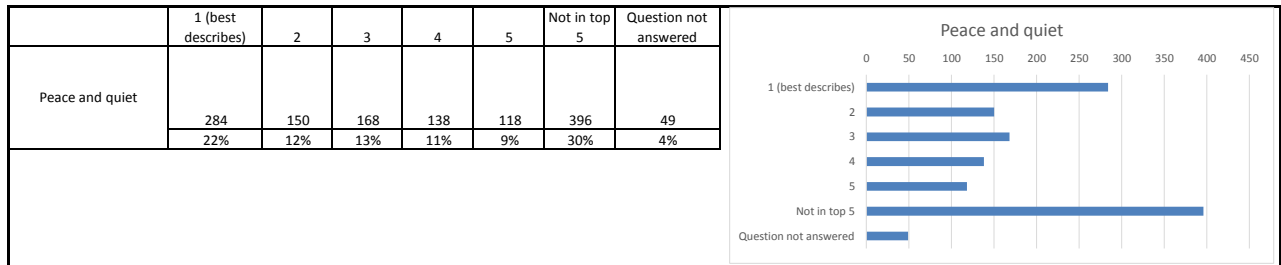
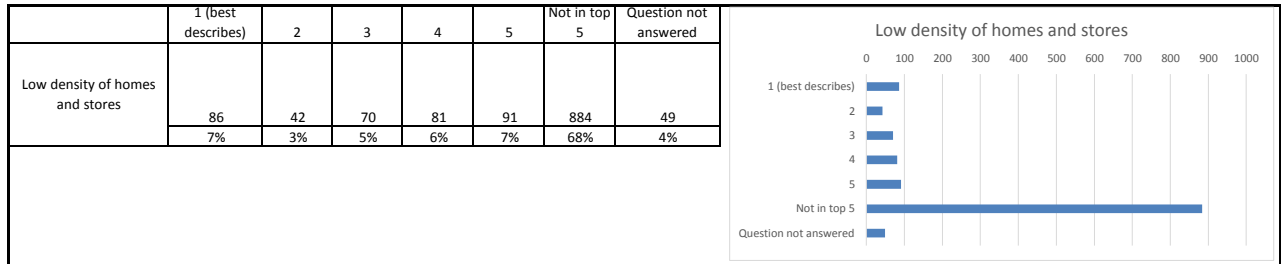
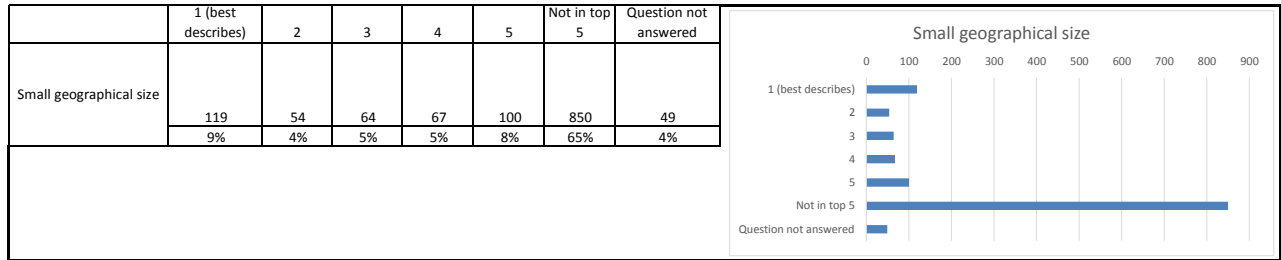


City of Poquoson Citizen's Survey 2017 Response Summary (N=1,303)



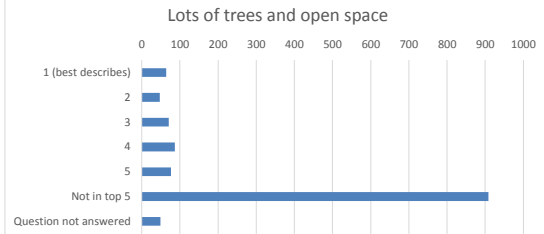
City of Poquoson Citizen's Survey 2017 Response Summary (N=1,303)

Please review the following 11 attributes and number up to five that you feel best describe Poquoson's "small town atmosphere".
(Ranked 1 through 5, where 1 is the statement you feel best describes Poquoson)

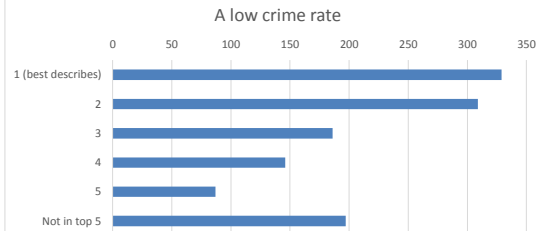


City of Poquoson Citizen's Survey 2017 Response Summary (N=1,303)

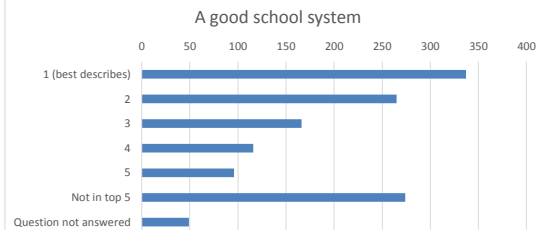
	1 (best describes)	2	3	4	5	Not in top 5	Question not answered
Lots of trees and open space							
	64	47	71	87	77	908	49
	5%	4%	5%	7%	6%	70%	4%



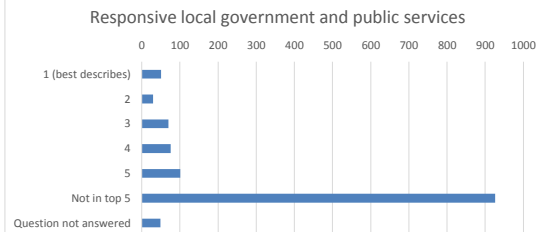
	1 (best describes)	2	3	4	5	Not in top 5	Question not answered
A low crime rate							
	329	309	186	146	87	197	49
	25%	24%	14%	11%	7%	15%	4%



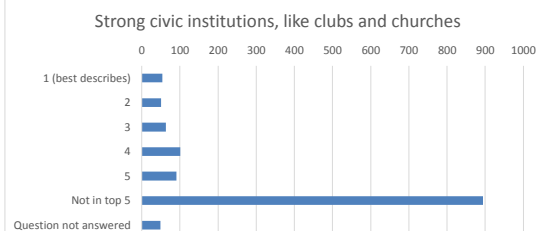
	1 (best describes)	2	3	4	5	Not in top 5	Question not answered
A good school system							
	337	265	166	116	96	274	49
	26%	20%	13%	9%	7%	21%	4%



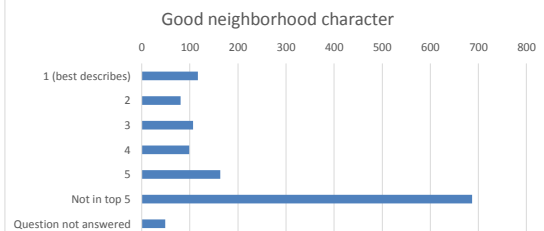
	1 (best describes)	2	3	4	5	Not in top 5	Question not answered
Responsive local government and public services							
	51	30	70	76	101	926	49
	4%	2%	5%	6%	8%	71%	4%



	1 (best describes)	2	3	4	5	Not in top 5	Question not answered
Strong civic institutions, like clubs and churches							
	54	51	63	101	91	894	49
	4%	4%	5%	8%	7%	69%	4%



	1 (best describes)	2	3	4	5	Not in top 5	Question not answered
Good neighborhood character							
	117	81	107	99	163	687	49
	9%	6%	8%	8%	13%	53%	4%



City of Poquoson Citizen's Survey 2017 Response Summary (N=1,303)

Demographic Questions

